

Church Trend Profile, 2018 - 2022 Membership & Program

Church: Flat Springs, Sanford

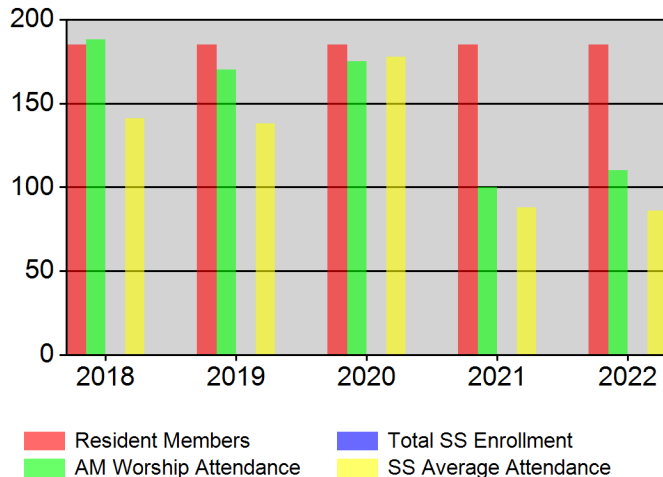
Association: Sandy Creek Baptist Association

SBC Number: 0231290

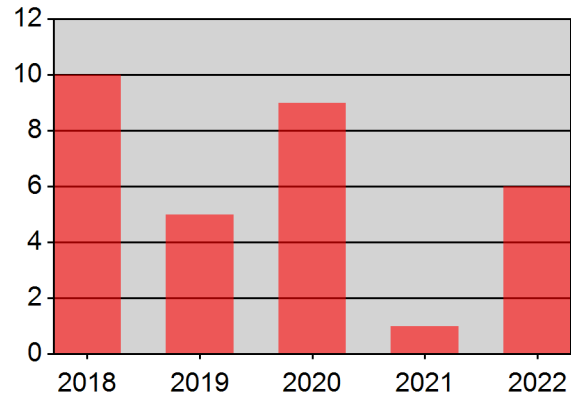
State ID: 36-750

	2018	2019	2020	2021	2022	Net Change	Percent Change
Membership							
Total Members	448	452	462	464	466	18	4.0%
Resident Members	185	185	185	185	185	0	0.0%
Evangelism/Additions							
Baptisms	10	5	9	1	6	(4)	-40.0%
Res Members per Baptism	19	37.00	21	185	31		
Other Additions	11	6	1	1	1	(10)	-90.9%
Worship/Music							
Worship Attendance	188	170	175	100	110	(78)	-41.5%
Bible Study/Discipleship							
as pct. of Res. Mem	0.0%	0.0%	0.0%	0.0%	0.0%		
Avg. S.S. Attendance	141	138	178	88	86	(55)	-39.0%
as pct. of S.S. Enroll							
as pct. of Res. Mem	0.0%	0.0%	0.0%	0.0%	0.0%		
Mission Participation							
WMU Enrollment	78	125	125	87	129	51	65.4%
as pct. of Res. Mem	42.2%	67.6%	67.6%	47.0%	69.7%		
Brotherhood/Men's	40	35	35	33	33	(7)	-17.5%
as pct. of Res. Mem	21.6%	18.9%	18.9%	17.8%	17.8%		
Mission Proj. Participants	266	583	583	443	726	460	172.9%
as pct. of Res. Mem	143.8%	315.1%	315.1%	239.5%	392.4%		

Membership, Sunday School & Worship



Total Baptisms



9/25/2024

This report is made possible by generous gifts from churches and individuals through the Cooperative Program. Notes: Percentage Change is a five year total of the change percentage for each year. This percent is only calculated when data is available for the earliest year. If data is missing or inaccurate, please report additions/changes to: Technology Services.

Church Trend Profile, 2018 - 2022 Financial

Church: Flat Springs, Sanford

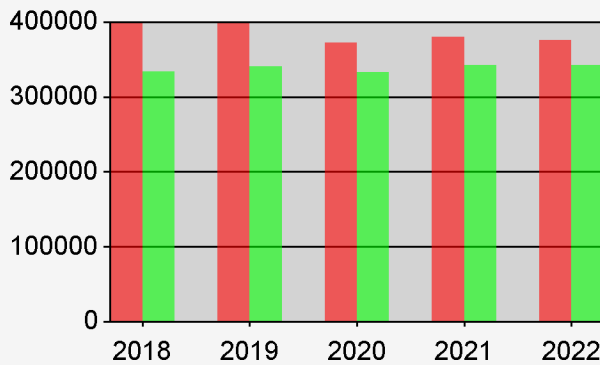
Association: Sandy Creek Baptist Association

SBC Number: 0231290

State ID: 36-750

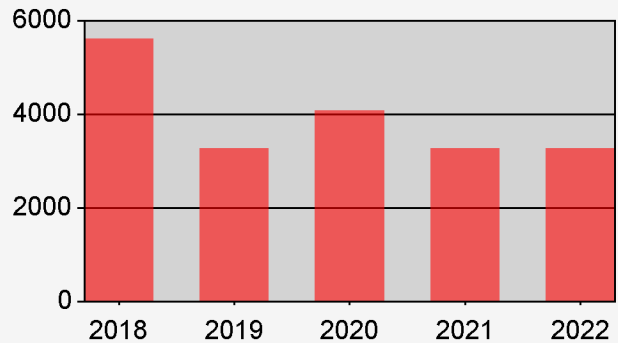
	2018	2019	2020	2021	2022	Net Change	Percent Change
Financial							
Total Receipts	\$397,884	\$399,790	\$372,346	\$379,980	\$376,063	(\$21,821)	-5.5%
Undesignated Receipts	\$333,750	\$341,043	\$333,047	\$342,180	\$342,236	\$8,486	2.5%
Cooperative Program Gifts	\$5,606	\$3,264	\$4,080	\$3,264	\$3,264	(\$2,342)	-41.8%
as pct. of Undesig.	1.7%	1.0%	1.2%	1.0%	1.0%		
Associational Gifts	\$7,382	\$5,442	\$4,585	\$7,005	\$4,670	(\$2,712)	-36.7%
as pct. of Undesig.	2.2%	1.6%	1.4%	2.0%	1.4%		
as pct. of Tot. Receipts	0.0%	0.0%	0.0%	0.0%	0.0%		
Annie Armstrong	\$615	\$1,070	\$150	\$925	\$350	(\$265)	-43.1%
Lottie Moon	\$1,225	\$897	\$991	\$1,155	\$1,190	(\$35)	-2.9%

Total Receipts & Undesignated Gifts

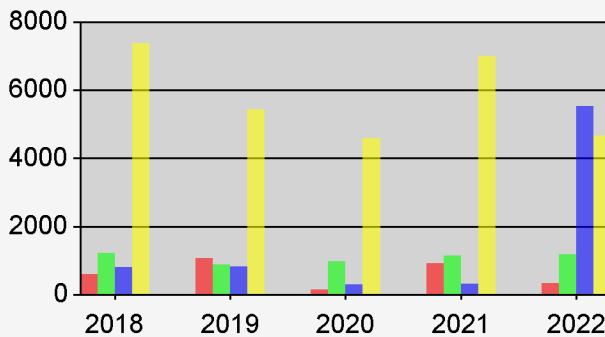


■ Total Receipts ■ Undesignated Receipts

Cooperative Program Gifts

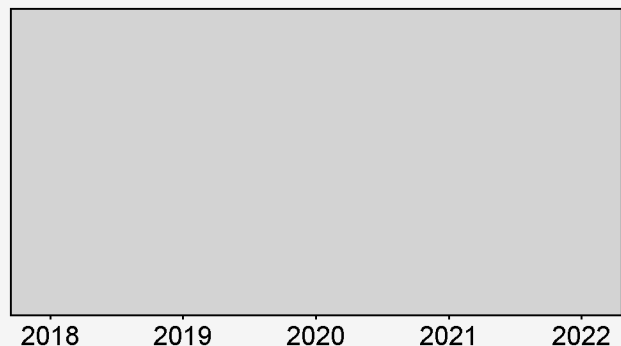


Annie, Lottie, State, & Assoc Gifts



■ Annie Armstrong ■ Lottie Moon ■ State Missions ■ Assoc Gifts

Total Mission Expenditures



9/25/2024

This report is made possible by generous gifts from churches and individuals through the Cooperative Program. Notes: Percentage Change is a five year total of the change percentage for each year. This percent is only calculated when data is available for the earliest year. If data is missing or inaccurate, please report additions/changes to: Technology Services.